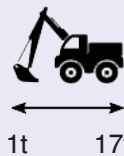




GRINDK

GRINDING HEAD



1

WARRANTY

New



VERY IMPORTANT PRODUCT


The high-performance bushings and steel rotor brackets ensure the grinder has a longer service life and constant cutting ability.

The decision to use solely cast iron motors ensure the Klac grinder provides maximum performance even after intensive use of the tool (oil temperature rise).

The roller-feeler and the two-directional motor enable you to work without interruption, even if the material becomes clogged. (VIP)

- All-steel structure
- Direct-drive motor (STANDARD)
- Two-directional rotor rotation SKF high-performance bearings
- Pressure relief valve
- Motor with internal drainage
- Flow / pressure control valve

TECHNICAL FEATURES



All connections are made to the standard solenoid valve (not to the motor).



FOCUS ON

VIP Version

&

STANDARD Version



- ✓ In addition to guaranteeing constant power, the belt drive and toothed pulley allow rotor rotations to be increased with the same flow rate and the same pressure.
- ✓ The twisted protective chains provide excellent anti-ejection protection.
- ✓ Hinged cover.
- ✓ Two-directional flail hammers.
- ✓ Direct drive rotor.
- ✓ Front and rear protection with rubber flaps.
- ✓ Fixed cover with bolted plates.
- ✓ Single-blade flail hammers.



SAFETY QUESTION


Each grinder is controlled for vibrations during the work phase to reduce the stress on the machine arm.



The plate can be mounted in the right/ left/centre position, depending on the machine and the work to be done.



The options



Semi-forestry rotor with brackets.

VIP version for machines from 5 to 17t.

Self-levelling bracket.

All models.



INAVILABLE WITH



KLAC SYSTEM



KLAC +



ALTERNATIK

THE RANGE GRINDK grinding head

| | Weight kg | Width mm | Roller feeler Ø mm | Rotor tube Ø mm | N° Knives / Flail hammers | Oil flow rate L / mm | Max pressure bar |
|--|--------------|-------------|--------------------------|-----------------------|------------------------------|----------------------------|------------------------|
| Model C / 0 LIGHT (Mxs of 1,5 to 2t) | 80 | 600 | 100 | 80 | 30 nd | 25/30 | 150/180 |
| Model C / 0 (Mxs of 1,5 to 2t) | 100 | 800 | 100 | 80 | 40 nd | 25/30 | 150/180 |
| Model D / 1 (Mxs of 2 to 3,5t) | 156 | 800 | 140 | 100 | 32 16 | 30/35 | 195/205 |
| Model E / 2 (Mxs of 3 to 5t) | 195 | 1 000 | 140 | 100 | 48 24 | 35/60 | 215/225 |
| Model F / 3 (Mxs of 6 to 10t) | 235 | 1 200 | 140 | 100 | 60 30 | 60/90 | 250/280 |
| Model G (Mxs of 10 to 17t) | 270 | 1 200 | 140 | 100 | 60 30 | 60/90 | 250/280 |

For C and D models, the connections are 1/2 gas with an internal Ø of 13mm.
For models E, F and G, the connections are 3/4 gas with an internal Ø of 19mm.



Klacc industrie

Klacc industrie S.A.
288, rue des Saules
Z.A Orléans Sologne
Saint-Cyr-En-Val
45075 Orléans
Cedex 2 France

Tél. (33) 2 38 49 82 82
Fax (33) 2 38 49 82 83

contact@klacc-industrie.com

www.klacc-industrie.com