



SKID-K

ADAPTER



1t

8t

1

WARRANTY

New



- All-steel SE355 structure
- Lateral reinforcements to increase the strength
- Ideal adapter geometry for the use of earthmoving equipment (tiller blade, sweeper)

THE PERFECT MATCH !

This equipment is designed to enable mini-excavator users to mount all their SKID STEER accessories on his machine.


Your mini-excavator is more versatile, which considerably reduces investment and operating costs.

TECHNICAL FEATURES

Steel structure

Sliding pins which ensure coupling of various different accessories

Standard BOBTACH attachment



Locking levers

Reinforcements



FOCUS ON SKID-K mounting



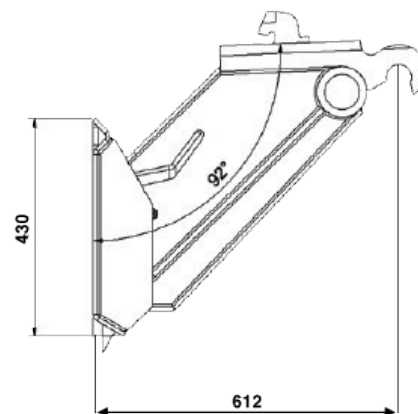
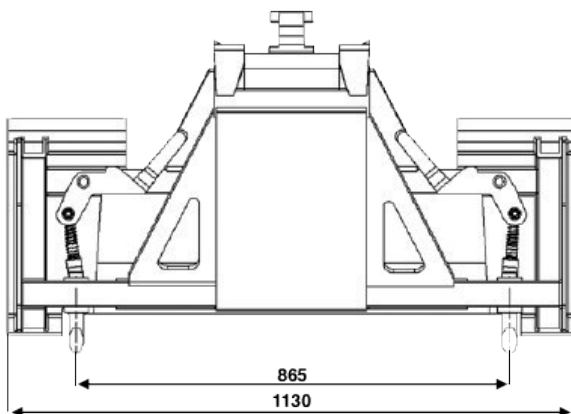
- ✓ To mount an accessory, simply align the mounting plate of the skid-steer with the adapter accessories, engage the wedges of the attachment and lower the levers until they lock firmly into place.
- ✓ The standard BobTach mounting system allows attachments to be changed in less than a minute. Use a bucket, auger, rake, grapple, etc.



SAFETY QUESTION



Bobtach certified quick hitch.



AVAILABLE WITH



KLAC SYSTEM



ALTERNATIK



THE RANGE Adapter **SKID-K**

Model E / 2

(Mxs of 3,5 to 5,5t)

Model F / 3

(Mxs of 5,5 to 8t)

Model G

(Mxs of 8 to 12t)

Peso	Model E / 2	Model F / 3	Model G
kg	127	135	155



Klacindustrie

Klacindustrie S.A.
288, rue des Saules
Z.A Orléans Sologne
Saint-Cyr-En-Val
45075 Orléans
Cedex 2 France

Tél. (33) 2 38 49 82 82
Fax (33) 2 38 49 82 83

contact@klac-industrie.com

www.klac-industrie.com